

THE SHOPTEK SERIES

ShopTek Screw Compressors deliver the everyday performance, reliability and energy efficiency you need, at a price you can afford.

Available in direct or belt drive configurations, every compressor is designed for Australian conditions. And because they're fitted with the famous Sullair Air End, ultimate life-expectancy comes as standard order.

All ShopTek motors are MEPS2 compliant, so you get improved energy efficiency and a reduced carbon footprint. That's a win for your bottom line, and a win for the planet. And when you're saving on ongoing power and maintenance costs, today's investment brings continued rewards long into your business future.



OUR POINT OF DIFFERENCE



Customer support

FULL SUPPORT, NO WORRIES

When you buy a Sullair compressor, you're not just buying a compressor.

You're buying the peace of mind that comes with a national support team, including seven local offices, GPS-tracked mobile service vans, instructor-led and online training, plus the expertise of our technicians, who are factory trained using the latest tools and diagnostic techniques to ensure the optimum service of your compressor. So if anything ever goes wrong, or if you simply want to make sure that you're getting the most out of your compressor, just call **1300 725 470**. We've got you covered.



Reduced life cycle costs


DRIVING PRODUCTIVITY UP, AND ENERGY COSTS DOWN

We know energy efficiency is important to you; it's important to us, too.

Compressed air systems now make up 10 per cent of total industrial electricity use in Australia, and the cost of electricity continues to rise.

And that's not all: nearly 75 per cent of the life-cycle cost of an air compressor is energy. This is why we've designed our Sullair compressors and air ends to deliver optimum efficiency over their life cycle.

SHOPTEK BENEFITS



Space saving design for a smaller footprint




Hassle-free service with an easy-access enclosure




Everyday quiet achievers for maximum air



Unmatched productivity, longevity and safety – standard features of a Champion



Fine-tune as you go – for uninterrupted, uniform production every time



Customisable with features including filters, dryers and various mounting options



Built for easy servicing, with full factory warranty and genuine parts



Ensures a clean operating environment with oil emissions below 2–3 ppm

THE SHOPTEK 4-15

Engineered by Sullair to meet varied requirements through space saving and energy efficient design.

The ShopTek 4-15 is not only energy efficient, its clever design helps you save space and minimise noise, too.

Available with dryer and filter options, and mounts to suit either 300L or 500L tanks. And with genuine Sullair parts and our excellent, nationwide service standards, we'll always make sure your machine runs smoothly, wherever you are.



TECHNICAL SPECIFICATIONS

MODEL	MAX PRESSURE	CAPACITY – FREE AIR DELIVERY			MOTOR RATING		NOISE LEVEL dB (A)	DIMENSIONS	AIR OUTLET SIZE	APPROX WEIGHT
	BAR	L/S	M ³ /MIN	CFM	KW	HP		L x W x H (mm)		kg
Shop Tek 4	8 10	9.6 8.3	0.57 0.5	20.4 17.6	4	5	64	826 x 546 x 940	3/4"	228
Shop Tek 5	8 10	13.9 12.5	0.83 0.75	29.4 26.5	5.5	7.5	67	826 x 546 x 940	3/4"	238
Shop Tek 7	8 10	17.8 16.8	1.07 1.01	37.8 35.7	7.5	10	67	826 x 546 x 940	3/4"	248
Shop Tek 11	8 10	30 25.9	1.8 1.55	63.6 55	11	15	67	998 x 618 x 1035	1"	350
Shop Tek 15	8 10	38 34.2	2.28 2.05	80.6 72.4	15	20	69	998 x 618 x 1035	1"	365

THE SHOPTEK 18-75

Solving the key issues in your work shop with efficient design and reliable performance.

With its energy efficient design and minimal operating noise, ShopTek 18-75 are adaptable, providing the performance you need for all kinds of operating conditions.

Using genuine Sullair parts and our excellent nationwide service network and your ShopTek 18-75 is sure to run smoothly wherever you put it to work.



TECHNICAL SPECIFICATIONS

MODEL	MAX PRESSURE	CAPACITY – FREE AIR DELIVERY			MOTOR RATING		NOISE LEVEL dB (A)	DIMENSIONS	AIR OUTLET SIZE	APPROX W EIGHT
	BAR	L/S	M ³ /MIN	CFM	KW	HP		L x W x H (mm)		kg
ShopTek 18	8	48.6	2.9	103	18.5	25	74	1340 x 740 x 1315	1"	590
ShopTek 22	8	59.9	3.6	127	22	30	74	1340 x 740 x 1315	1"	660
ShopTek 30	8	79.2	4.8	168	30	40	78	1700 x 935 x 1450	1 1/2"	920
Shop Tek 37	8	103.8	6.2	220	37	50	78	1700 x 935 x 1450	1 1/2"	920
Shop Tek 45	8	130.2	7.8	276	45	60	80	2200 x 1200 x 1740	2"	1380
Shop Tek 55	8	158.5	9.5	336	55	75	80	2200 x 1200 x 1740	2"	1410
ShopTek 75	8	208.5	12.5	442	75	100	82	2200 x 1200 x 1740	2"	1520